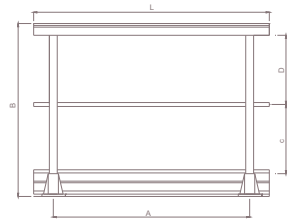


**Dimensioni standard / Standard sizes**


Lunghezza profilo / Profile length:	5000 mm
Lato a del profilo / Side a of the profile:	1100 mm
Lato b del profilo / Side b of the profile:	1250 mm
Spessore del profilo / Profile thickness:	445 mm
Spessore del profilo / Profile thickness:	445 mm


Raccomandato per ambienti corrosivi, elettrici ed idrici di tutti i tipi  
 Recommended for corrosive, electric and water environments of all types


**Resine standard / Standard resin**

Tipo di resine disponibili / Available resin












<b>CODE ISO:</b>	Isoftalica / Isophthalic
<b>CODE VIN:</b>	Vinilestere / Vinyl ester
<b>Autoestinguenza / Fire retardant:</b>	ASTM E84: spread <25 - Class A UNI 23727:1990 - Class M1
<b>ANTI UV NORM:</b>	ASTMG154

**Superficie / Surface finishing**

<b>CODE UV:</b>	Con trattamento uv / With anti-uv treatment
<b>CODE F:</b>	Liscia / Flat
<b>RAL 7035:</b>	Grigio luce / Light gray 
Altri colori su richiesta / Other colors on request	

I parapetti sono assemblati nel rispetto della norma en 14122-3 / The railings are installed with reference to the en 14122-3 norm

**Freccia massima elastica <30mm applicando una Fmax=300N/m x lunghezza in metri tra i montanti**  
**Maximum elastic deflection <30mm by applying a 300N/m x Fmax = length in meters between supports**

Profilo / Profile	Descrizione / Description	Codice / Code	Dimensioni / Sizes (mm)		Peso / Weight (Kg/mtL)
			A	B	
	Tubolare quadro / Square tube	PR.Q.50x5	A	50	1,80
			B	50	
			L	a misura / to measure	
	Tubolare tondo / Circular tube	PR.O.25x3,2	s	5	0,60
			A	25	
			B	25	
	Profilo battipiede / Kickplate	PR.K.150x3	L	a misura / to measure	1,30
			s	4,5	
			t=s	3,2	
	Profilo ergonomico / Handrail	PR.E.75x60x4,5	A	150	1,44
			B	/	
			L	a misura / to measure	
	Base verticale / Vertical base	VEBA - 120x150	s	4,5	0,76
			A	75	
	Base verticale / Vertical base	HOBA - 135x152	B	60	1,20
			L	a misura / to measure	
	Inserto tubo intermedio / Intermediate tube connection	PE-CONNECT-O	A	124	0,21
			B	150	
	Inserto verticale / Vertical connection	PE-CONNECT-VE40	A	135	0,17
			B	152	
	Inserto corrimano / Handrail connection	PE-CONNECT-E			0,15
	Tappo corrimano / Handrail plug	TAPPO-E			0,04
	Tappo tubo intermedio / Intermediate tube plug	TAPPO-O			0,01